

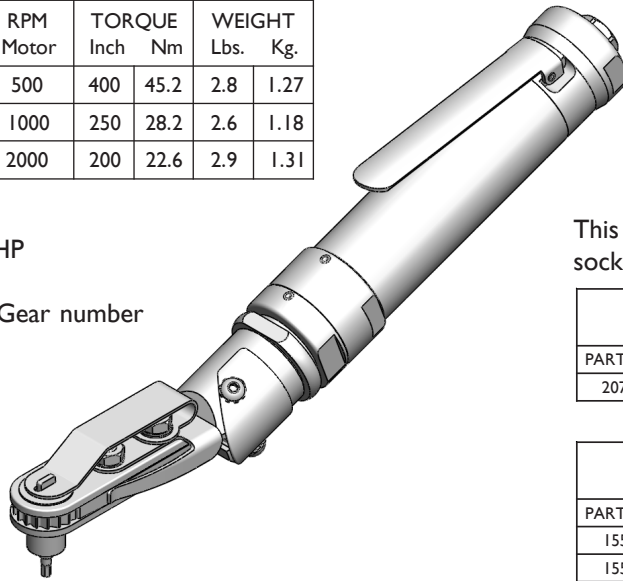
20 DEGREE RATCHET

19993 1" x 1/2" Ratchet Attachment



TOOL #	RPM	RPM	TORQUE		WEIGHT	
	Fastener	Motor	Inch	Nm	Lbs.	Kg.
20053-19993	56	500	400	45.2	2.8	1.27
20054-19993	112	1000	250	28.2	2.6	1.18
20055-19993	223	2000	200	22.6	2.9	1.31

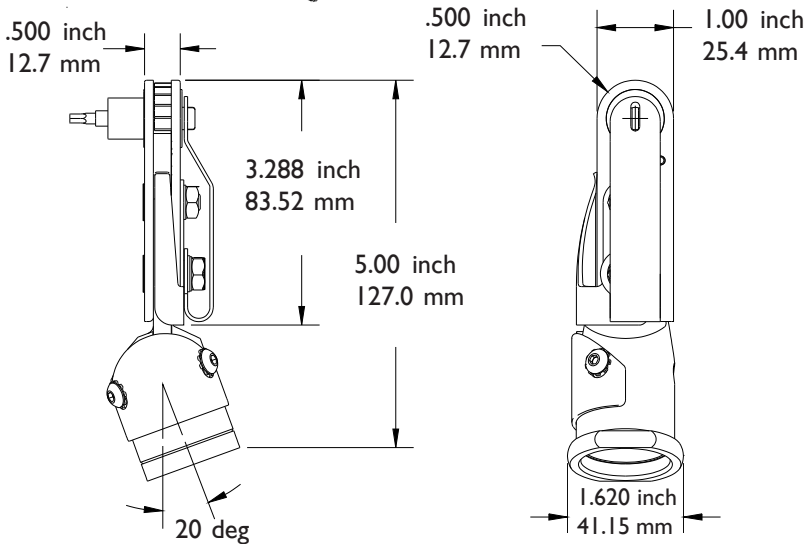
19993 Attachment
 Shown with 20053 .85 HP
 500 RPM Motor
 TOOL # 20053-19993-Gear number



This tool uses series 2/3 sockets and keys Page 71

SOCKET DRIVER GEAR SEE SERIES 2/3 SOCKET TABLES		
PART NO.	HEX SIZE	TYPE
20705	9/32	9/32 SOCKET DRIVER

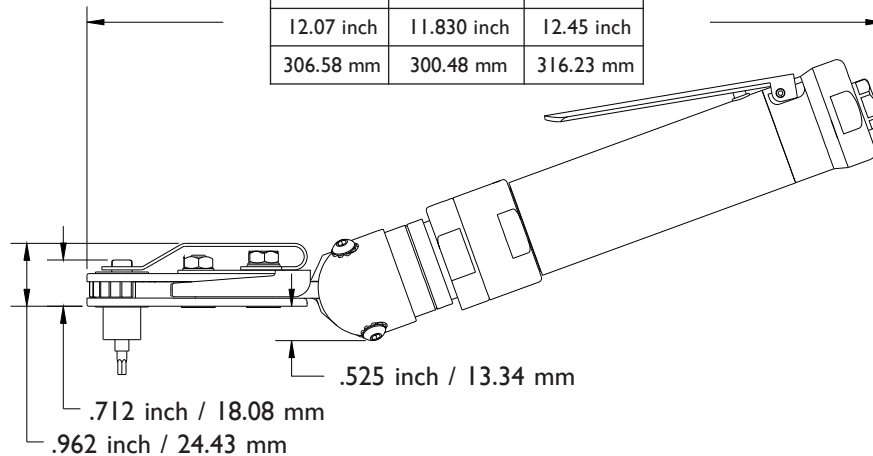
RATCHET GEARS FLUSH SOCKET BUILT INTO GEAR		
PART NO.	HEX SIZE	TYPE
15524	9/16	FLUSH
15525	1/2	FLUSH
15526	7/16	FLUSH
15527	3/8	FLUSH
15528	11/32	FLUSH
15529	5/16	FLUSH



FLUSH HEX KEYS	
PART NO.	HEX SIZE
18155	1/16
18156	5/64
18157	3/32
18158	1/8
18935	5/32
18936	3/16

FOR TWELVE POINT CONFIGURATION
 ADD X TO RATCHET GEAR PART NO.

500 RPM	1000 RPM	2000 RPM
12.07 inch	11.830 inch	12.45 inch
306.58 mm	300.48 mm	316.23 mm



RATCHET GEARS HEX THRU		
PART No.	HEX SIZE	TYPE
10875	9/32	HEX THRU
1495	5/16	HEX THRU
1493	7/16	HEX THRU
1491	11/32	HEX THRU
1487	1/2	HEX THRU
1501	9/16	HEX THRU
1636	3/8	12 PT. THRU